

AN INTRODUCTION TO MULTIBIOMETRICS

Arun Ross

West Virginia University, Morgantown, WV 26506 USA
 arun.ross@mail.wvu.edu, <http://www.csee.wvu.edu/~ross>

ABSTRACT

Information fusion refers to the reconciliation of evidence presented by multiple sources of information in order to generate a decision. In the context of biometrics, evidence reconciliation plays a pivotal role in enhancing the recognition accuracy of human authentication systems and is referred to as multibiometrics. Multibiometric systems combine the information presented by multiple biometric sensors, algorithms, samples, units, or traits. Besides enhancing matching performance, these systems are expected to improve population coverage, deter spoofing and impart fault-tolerance to biometric applications. This introductory paper enumerates the various sources of biometric information that can be consolidated as well as the different levels of fusion in a biometric system. The role of using ancillary information such as biometric data quality and soft biometric traits (e.g., height) to enhance the performance of these systems is also discussed. It is becoming increasingly apparent that multibiometric systems will play a pivotal role in establishing identity in the 21st century.

1. INTRODUCTION

A reliable identity management system is a critical component in several applications that render services to only legitimately enrolled users. Examples of such applications include sharing networked computer resources, granting access to nuclear facilities, performing remote financial transactions or boarding a commercial flight. The proliferation of web-based services (e.g., online banking) and the deployment of decentralized customer service centers (e.g., credit cards) have further enhanced the need for reliable identity management systems. Traditional methods of establishing a person's identity include knowledge-based (e.g., passwords) and token-based (e.g., ID cards) mechanisms, but these surrogate representations of identity can be easily lost, shared, manipulated or stolen thereby undermining the intended security. Biometrics offers a natural and reliable solution to certain aspects of identity management by utilizing fully automated or semi-automated schemes to recognize individuals based on their inherent physical and/or behavioral characteristics [15]. By using biometrics (see Fig. 1) it is possible to establish an identity based on *who you are*, rather than by *what you possess*, such as an ID card, or *what you remember*, such as a password.

Most biometric systems that are presently in use, typically use a single biometric trait to establish identity (i.e., they are unibiometric systems). Some of the challenges commonly encountered by biometric systems are listed here. (a) Noise in sensed data: The biometric data being presented to the system may be contaminated by noise due to imperfect acquisition conditions or subtle variations in the biometric itself. (b) Non-universality: The biometric system may not be able to acquire meaningful biometric data from a subset of individuals resulting in a failure-to-enroll (FTE) error. (c) Upper bound on identification accuracy: The matching performance of a unibiometric system cannot be indefinitely improved by tuning the feature extraction and matching modules. There is an implicit upper bound on the number of distinguishable patterns (i.e., the number of distinct biometric feature sets) that can be represented using a template [36]. (d) Spoof attacks: Behavioral traits such as voice and signature are vulnerable to spoof attacks by an impostor attempting to mimic the traits corresponding to legitimately enrolled subjects.

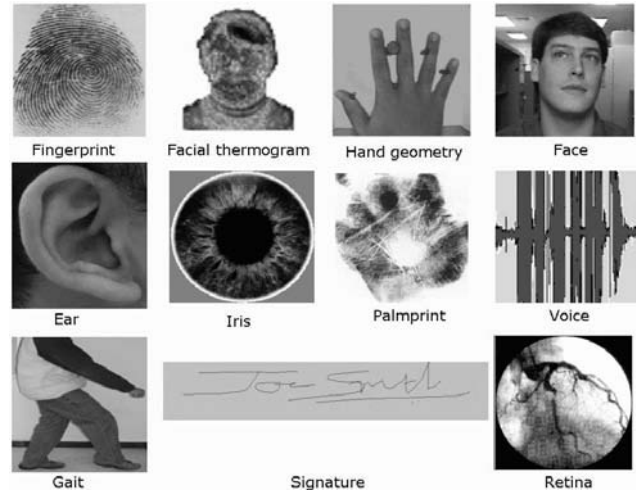


Figure 1: Examples of biometric traits that can be used for authenticating an individual.

Physical traits such as fingerprints can also be spoofed by inscribing ridge-like structures on synthetic material such as gelatine and play-doh [24]. Targeted spoof attacks can undermine the security afforded by the biometric system and, consequently, mitigate its benefits [29].

Some of the limitations of a unibiometric system can be addressed by designing a system that consolidates *multiple* sources of biometric information. This can be accomplished by fusing, for example, multiple traits of an individual, or multiple feature extraction and matching algorithms operating on the same biometric. Such systems, known as multibiometric systems [32, 14], can improve the matching accuracy of a biometric system while increasing population coverage and deterring spoof attacks. This paper presents an overview of multibiometric systems.

2. ADVANTAGES OF MULTIBIOMETRIC SYSTEMS

Besides enhancing matching accuracy, the other advantages of multibiometric systems over traditional unibiometric systems are enumerated below [32].

1. Multibiometric systems address the issue of non-universality (i.e., limited population coverage) encountered by unibiometric systems. If a subject's dry finger prevents her from successfully enrolling into a fingerprint system, then the availability of another biometric trait, say iris, can aid in the inclusion of the individual in the biometric system. A certain degree of flexibility is achieved when a user enrolls into the system using several different traits (e.g., face, voice, fingerprint, iris, hand) while only a subset of these traits (e.g., face and voice) is requested during authentication based on the nature of the application under consideration and the convenience of the user.
2. Multibiometric systems can facilitate the filtering or indexing of large-scale biometric databases. For example, in a bimodal sys-

tem consisting of face and fingerprint, the face feature set may be used to compute an index value for extracting a candidate list of potential identities from a large database of subjects. The fingerprint modality can then determine the final identity from this limited candidate list.

3. It becomes increasingly difficult (if not impossible) for an impostor to spoof multiple biometric traits of a legitimately enrolled individual. If each sub-system indicates the probability that a particular trait is a 'spoof', then appropriate fusion schemes can be employed to determine if the user, in fact, is an impostor. Furthermore, by asking the user to present a random subset of traits at the point of acquisition, a multibiometric system facilitates a challenge-response type of mechanism, thereby ensuring that the system is interacting with a *live* user. Note that a challenge-response mechanism can be initiated in unibiometric systems also (e.g., system prompts "Please say 1-2-5-7", "Blink twice and move your eyes to the right", "Change your facial expression by smiling", etc.).
4. Multibiometric systems also effectively address the problem of noisy data. When the biometric signal acquired from a single trait is corrupted with noise, the availability of other (less noisy) traits may aid in the reliable determination of identity. Some systems take into account the *quality* of the individual biometric signals during the fusion process. This is especially important when recognition has to take place in adverse conditions where certain biometric traits cannot be reliably extracted. For example, in the presence of ambient acoustic noise, when an individual's voice characteristics cannot be accurately measured, the facial characteristics may be used by the multibiometric system to perform authentication. Estimating the quality of the acquired data is in itself a challenging problem but, when appropriately done, can reap significant benefits in a multibiometric system.
5. These systems also help in the *continuous* monitoring or tracking of an individual in situations when a single trait is not sufficient. Consider a biometric system that uses a 2D camera to procure the face and gait information of a person walking down a crowded aisle. Depending upon the distance and pose of the subject with respect to the camera, both these characteristics may or may not be simultaneously available. Therefore, either (or both) of these traits can be used depending upon the location of the individual with respect to the acquisition system thereby permitting the continuous monitoring of the individual.
6. A multibiometric system may also be viewed as a fault tolerant system which continues to operate even when certain biometric sources become unreliable due to sensor or software malfunction, or deliberate user manipulation. The notion of fault tolerance is especially useful in large-scale authentication systems involving a large number of subjects (such as a border control application).

3. TAXONOMY OF MULTIBIOMETRIC SYSTEMS

A multibiometric system relies on the evidence presented by multiple sources of biometric information. Based on the nature of these sources, a multibiometric system can be classified into one of the following six categories [32]: multi-sensor, multi-algorithm, multi-instance, multi-sample, multimodal and hybrid (see Fig. 2).

1. Multi-sensor systems: Multi-sensor systems employ multiple sensors to capture a single biometric trait of an individual. For example, a face recognition system may deploy multiple 2D cameras to acquire the face image of a subject [21]; an infrared sensor may be used in conjunction with a visible-light sensor to acquire the subsurface information of a person's face [17, 4, 38]; a multispectral camera may be used to acquire images of the iris, face or finger [34, 27]; or an optical as well as a capacitive sensor may be used to image the fingerprint of a subject [23]. The use of multiple sensors, in some instances, can result in the acquisition of complementary information that can enhance the recognition ability of the system. For example, based on the nature of illumination due to ambient lighting, the infrared and visible-light images of a person's face can

present different levels of information resulting in enhanced matching accuracy. Similarly, the performance of a 2D face matching system can be improved by utilizing the shape information presented by 3D range images.

2. Multi-algorithm systems: In some cases, invoking multiple feature extraction and/or matching algorithms on the same biometric data can result in improved matching performance. Multi-algorithm systems consolidate the output of multiple feature extraction algorithms, or that of multiple matchers operating on the same feature set. These systems do not necessitate the deployment of new sensors and, hence, are cost-effective compared to other types of multibiometric systems. But on the other hand, the introduction of new feature extraction and matching modules can increase the computational complexity of these systems. Ross et al. [31] describe a fingerprint recognition system that utilizes minutiae as well as texture information to represent and match fingerprint images. Lu et al. [22] discuss a face recognition system that combines three different feature extraction schemes (Principal Component Analysis (PCA), Independent Component Analysis (ICA) and Linear Discriminant Analysis (LDA)).

3. Multi-instance systems: These systems use multiple instances of the same body trait and have also been referred to as multi-unit systems in the literature. For example, the left and right index fingers, or the left and right irises of an individual, may be used to verify an individual's identity [28, 16]. The US-VISIT border security program presently uses the left- and right-index fingers of visitors to validate their travel documents at the port of entry. FBI's IAFIS combines the evidence of all ten fingers to determine a matching identity in the database. These systems can be cost-effective if a single sensor is used to acquire the multi-unit data in a sequential fashion (e.g., US-VISIT). However, in some instances, it may be desirable to obtain the multi-unit data simultaneously (e.g., IAFIS) thereby demanding the design of an effective (and possibly more expensive) acquisition device.

4. Multi-sample systems: A single sensor may be used to acquire multiple samples of the same biometric trait in order to account for the variations that can occur in the trait, or to obtain a more complete representation of the underlying trait. A face system, for example, may capture (and store) the frontal profile of a person's face along with the left and right profiles in order to account for variations in the facial pose. Similarly, a fingerprint system equipped with a small size sensor may acquire multiple dab prints of an individual's finger in order to obtain images of various regions of the fingerprint. A mosaicing scheme may then be used to stitch the multiple impressions and create a composite image. One of the key issues in a multi-sample system is determining the *number* of samples that have to be acquired from an individual. It is important that the procured samples represent the *variability* as well as the *typicality* of the individual's biometric data. To this end, the desired relationship between the samples has to be established before-hand in order to optimize the benefits of the integration strategy. For example, a face recognition system utilizing both the frontal- and side-profile images of an individual may stipulate that the side-profile image should be a three-quarter view of the face [9, 26]. Alternately, given a set of biometric samples, the system should be able to automatically select the "optimal" subset that would best represent the individual's variability. Uludag et al. [41] discuss two such schemes in the context of fingerprint recognition.

5. Multimodal systems: Multimodal systems establish identity based on the evidence of multiple biometric traits. For example, some of the earliest multimodal biometric systems utilized face and voice features to establish the identity of an individual [2, 5, 1]. Physically uncorrelated traits (e.g., fingerprint and iris) are expected to result in better *improvement* in performance than correlated traits (e.g., voice and lip movement). The cost of deploying these systems is substantially more due to the requirement of new sensors and, consequently, the development of appropriate user interfaces. The identification accuracy can be significantly improved by utilizing an increasing number of traits although the *curse-of-dimensionality* phenomenon would impose a bound on this number. The number of

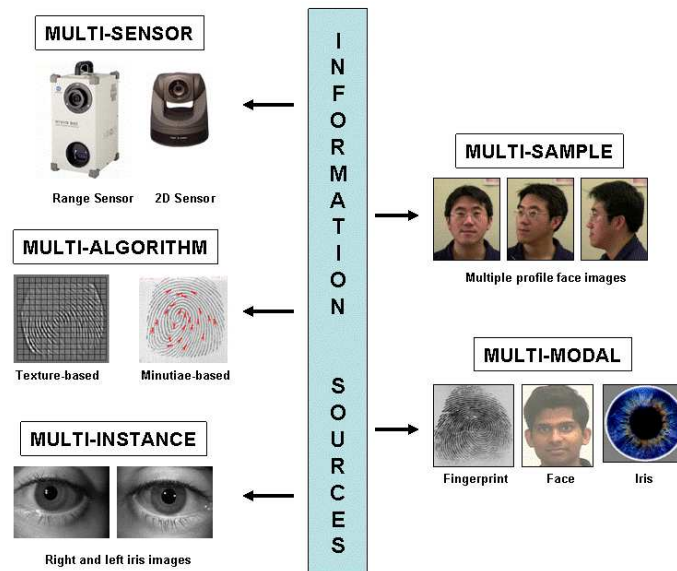


Figure 2: Sources of information for biometric fusion.

traits used in a specific application will also be restricted by practical considerations such as the cost of deployment, enrollment time, throughput time, expected error rate, user habituation issues, etc.

6. Hybrid systems: Chang et al. [3] use the term *hybrid* to describe systems that integrate a subset of the five scenarios discussed above. For example, Brunelli et al. [2] discuss an arrangement in which two speaker recognition algorithms are combined with three face recognition algorithms at the match score and rank levels via a HyperBF network. Thus, the system is multi-algorithmic as well as multimodal in its design.

4. LEVELS OF FUSION

Based on the type of information available in a certain module, different levels of fusion may be defined. Sanderson and Paliwal [35] categorize the various levels of fusion into two broad categories: pre-classification or fusion *before* matching, and post-classification or fusion *after* matching (see Figure 3). Such a categorization is necessary since the amount of information available for fusion reduces drastically once the matcher has been invoked. Pre-classification fusion schemes typically require the development of new matching techniques (since the matchers used by the individual sources may no longer be relevant) thereby introducing additional challenges. Pre-classification schemes include fusion at the sensor (or raw data) and the feature levels while post-classification schemes include fusion at the match score, rank and decision levels.

1. Sensor-level fusion: The raw biometric data (e.g., a face image) acquired from an individual represents the richest source of information although it is expected to be contaminated by noise (e.g., non-uniform illumination, background clutter, etc.). Sensor-level fusion refers to the consolidation of (a) raw data obtained using multiple sensors, or (b) multiple snapshots of a biometric using a single sensor [37, 33].

2. Feature-level fusion: In feature-level fusion, the feature sets originating from multiple biometric algorithms are consolidated into a single feature set by the application of appropriate feature normalization, transformation and reduction schemes. The primary benefit of feature-level fusion is the detection of correlated feature values generated by different biometric algorithms and, in the process, identifying a salient set of features that can improve recognition accuracy. Eliciting this feature set typically requires the use of dimensionality reduction methods and, therefore, feature-level fusion assumes the availability of a large number of training data.

Also, the feature sets being fused are typically expected to reside in commensurate vector space in order to permit the application of a suitable matching technique upon consolidating the feature sets [30, 39].

3. Score-level fusion: In score-level fusion the match scores output by multiple biometric matchers are combined to generate a new match score (a scalar) that can be subsequently used by the verification or identification modules for rendering an identity decision. Fusion at this level is the most commonly discussed approach in the biometric literature primarily due to the ease of accessing and processing match scores (compared to the raw biometric data or the feature set extracted from the data). Fusion methods at this level can be broadly classified into three categories [32]: density-based schemes [6, 40], transformation-based schemes [13] and classifier-based schemes [42].

4. Rank-level fusion: When a biometric system operates in the identification mode, the output of the system can be viewed as a ranking of the enrolled identities. In this case, the output indicates the set of possible matching identities sorted in decreasing order of confidence. The goal of rank level fusion schemes is to consolidate the ranks output by the individual biometric subsystems in order to derive a consensus rank for each identity. Ranks provide more insight into the decision-making process of the matcher compared to just the identity of the best match, but they reveal less information than match scores. However, unlike match scores, the rankings output by multiple biometric systems are comparable. As a result, no normalization is needed and this makes rank level fusion schemes simpler to implement compared to the score level fusion techniques [10].

5. Decision-level fusion: Many commercial off-the-shelf (COTS) biometric matchers provide access only to the final recognition decision. When such COTS matchers are used to build a multi-biometric system, only decision level fusion is feasible. Methods proposed in the literature for decision level fusion include “AND” and “OR” rules [7], majority voting [20], weighted majority voting [18], Bayesian decision fusion [43], the Dempster-Shafer theory of evidence [43] and behavior knowledge space [11].

5. INCORPORATING ANCILLARY INFORMATION

Another category of multibiometric systems combine primary biometric identifiers (such as face and fingerprint) with soft biometric attributes (such as gender, height, weight, eye color, etc.). Soft bio-

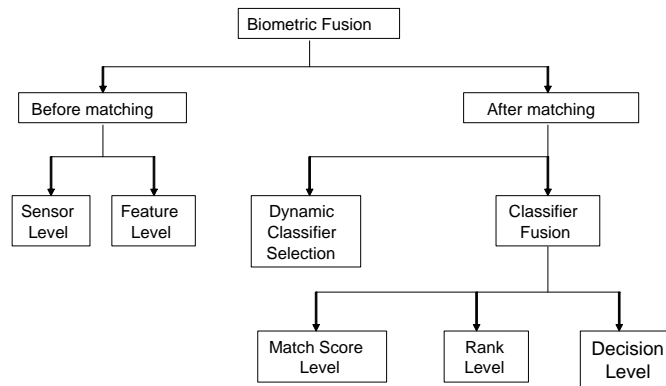


Figure 3: Fusion can be accomplished at various levels in a biometric system.

metric traits cannot be used to distinguish individuals reliably since the same attribute is likely to be shared by several different people in the target population. However, when used in conjunction with primary biometric traits, the performance of the authentication system can be significantly enhanced [12]. Soft biometric attributes also help in filtering (or indexing) large biometric databases by limiting the number of entries to be searched in the database. For example, if it is determined (automatically or manually) that the subject is an “Asian Male”, then the system can constrain its search to only those identities in the database labeled with these attributes. Alternately, soft biometric traits can be used in surveillance applications to decide if at all primary biometric information has to be acquired from a certain individual. Automated techniques to estimate soft biometric characteristics is an ongoing area of research and is likely to benefit law enforcement and border control biometric applications.

Some biometric systems incorporate data quality into the fusion process. The purpose is (a) to automatically assign weights to the participating modalities thereby mitigating the errors introduced by poor quality input data [25], or (b) to appropriately invoke the modalities in a cascade fashion thereby maximizing recognition accuracy [8]. Soft biometric data and quality indices are referred to as ancillary information in the context of biometric fusion.

6. SUMMARY

Multibiometric systems are expected to enhance the recognition accuracy of a personal authentication system by reconciling the evidence presented by multiple sources of information. In this paper, the different sources of biometric information as well as the type of information that can be consolidated was presented. Typically, early integration strategies (e.g., feature-level) are expected to result in better performance than late integration (e.g., score-level) strategies. However, it is difficult to predict the performance gain due to each of these strategies prior to invoking the fusion methodology. While the *availability* of multiple sources of biometric information (pertaining either to a single trait or to multiple traits) may present a compelling case for fusion, the *correlation* between the sources has to be examined before determining their suitability for fusion. Combining uncorrelated or negatively correlated sources is expected to result in a better improvement in matching performance than combining positively correlated sources [19]. However, defining an appropriate diversity measure to predict fusion performance has been elusive thus far. Other topics of research in multi-biometrics include (a) protecting multibiometric templates; (b) indexing multimodal databases; (c) consolidating biometric sources in highly unconstrained environments; (d) designing dynamic fusion algorithms to address the problem of incomplete input data; and (e) predicting the matching performance of a multibiometric system.

The author is grateful to Anil Jain and Karthik Nandakumar of Michigan State University for their input. This work was partially funded by the Center for Identification Technology Research (CITEr) at West Virginia University.

REFERENCES

- [1] E. S. Bigun, J. Bigun, B. Duc, and S. Fischer. Expert Conciliation for Multimodal Person Authentication Systems using Bayesian Statistics. In *First International Conference on Audio- and Video-based Biometric Person Authentication (AVBPA)*, pages 291–300, Crans-Montana, Switzerland, March 1997.
- [2] R. Brunelli and D. Falavigna. Person Identification Using Multiple Cues. *IEEE Transactions on Pattern Analysis and Machine Intelligence*, 17(10):955–966, October 1995.
- [3] K. I. Chang, K. W. Bowyer, and P. J. Flynn. An Evaluation of Multimodal 2D+3D Face Biometrics. *IEEE Transactions on Pattern Analysis and Machine Intelligence*, 27(4):619–624, April 2005.
- [4] X. Chen, P. J. Flynn, and K. W. Bowyer. IR and Visible Light Face Recognition. *Computer Vision and Image Understanding*, 99(3):332–358, September 2005.
- [5] C. C. Chibelushi, J. S. D. Mason, and F. Deravi. Feature-level Data Fusion for Bimodal Person Recognition. In *Proceedings of the Sixth International Conference on Image Processing and Its Applications*, volume 1, pages 399–403, Dublin, Ireland, July 1997.
- [6] S. C. Dass, K. Nandakumar, and A. K. Jain. A Principled Approach to Score Level Fusion in Multimodal Biometric Systems. In *Proceedings of Fifth International Conference on Audio- and Video-based Biometric Person Authentication (AVBPA)*, pages 1049–1058, Rye Brook, USA, July 2005.
- [7] J. Daugman. Combining Multiple Biometrics. Available at <http://www.cl.cam.ac.uk/users/jgd1000>, 2000.
- [8] E. Erzin, Y. Yemez, and A. M. Tekalp. Multimodal Speaker Identification Using an Adaptive Classifier Cascade Based on Modality Reliability. *IEEE Transactions on Multimedia*, 7(5):840–852, October 2005.
- [9] H. Hill, P. G. Schyns, and S. Akamatsu. Information and Viewpoint Dependence in Face Recognition. *Cognition*, 62(2):201–222, February 1997.
- [10] T. K. Ho, J. J. Hull, and S. N. Srihari. Decision Combination in Multiple Classifier Systems. *IEEE Transactions on Pattern Analysis and Machine Intelligence*, 16(1):66–75, January 1994.

- [11] Y. S. Huang and C. Y. Suen. Method of Combining Multiple Experts for the Recognition of Unconstrained Handwritten Numerals. *IEEE Transactions on Pattern Analysis and Machine Intelligence*, 17(1):90–94, January 1995.
- [12] A. K. Jain, K. Nandakumar, X. Lu, and U. Park. Integrating Faces, Fingerprints and Soft Biometric Traits for User Recognition. In *Proceedings of ECCV International Workshop on Biometric Authentication (BioAW)*, volume LNCS 3087, pages 259–269, Prague, Czech Republic, May 2004. Springer.
- [13] A. K. Jain, K. Nandakumar, and A. Ross. Score Normalization in Multimodal Biometric Systems. *Pattern Recognition*, 38(12):2270–2285, December 2005.
- [14] A. K. Jain and A. Ross. Multibiometric Systems. *Communications of the ACM, Special Issue on Multimodal Interfaces*, 47(1):34–40, January 2004.
- [15] A. K. Jain, A. Ross, and S. Prabhakar. An Introduction to Biometric Recognition. *IEEE Transactions on Circuits and Systems for Video Technology, Special Issue on Image- and Video-Based Biometrics*, 14(1):4–20, January 2004.
- [16] J. Jang, K. R. Park, J. Son, and Y. Lee. Multi-unit Iris Recognition System by Image Check Algorithm. In *Proceedings of International Conference on Biometric Authentication (ICBA)*, pages 450–457, Hong Kong, July 2004.
- [17] A. Kong, J. Heo, B. Abidi, J. Paik, and M. Abidi. Recent Advances in Visual and Infrared Face Recognition - A Review. *Computer Vision and Image Understanding*, 97(1):103–135, January 2005.
- [18] L. I. Kuncheva. *Combining Pattern Classifiers - Methods and Algorithms*. Wiley, 2004.
- [19] L. I. Kuncheva, C. J. Whitaker, C. A. Shipp, and R. P. W. Duin. Is Independence Good for Combining Classifiers? In *Proceedings of International Conference on Pattern Recognition (ICPR)*, volume 2, pages 168–171, Barcelona, Spain, 2000.
- [20] L. Lam and C. Y. Suen. Application of Majority Voting to Pattern Recognition: An Analysis of its Behavior and Performance. *IEEE Transactions on Systems, Man, and Cybernetics, Part A: Systems and Humans*, 27(5):553–568, 1997.
- [21] J. Lee, B. Moghaddam, H. Pfister, and R. Machiraju. Finding Optimal Views for 3D Face Shape Modeling. In *Proceedings of the IEEE International Conference on Automatic Face and Gesture Recognition (FG)*, pages 31–36, Seoul, Korea, May 2004.
- [22] X. Lu, Y. Wang, and A. K. Jain. Combining Classifiers for Face Recognition. In *IEEE International Conference on Multimedia and Expo (ICME)*, volume 3, pages 13–16, Baltimore, USA, July 2003.
- [23] G. L. Marcialis and F. Roli. Fingerprint Verification by Fusion of Optical and Capacitive Sensors. *Pattern Recognition Letters*, 25(11):1315–1322, August 2004.
- [24] T. Matsumoto, H. Matsumoto, K. Yamada, and S. Hoshino. Impact of Artificial Gummy Fingers on Fingerprint Systems. In *Optical Security and Counterfeit Deterrence Techniques IV, Proceedings of SPIE*, volume 4677, pages 275–289, San Jose, USA, January 2002.
- [25] K. Nandakumar, Y. Chen, S. C. Dass, and A. K. Jain. Quality-based Score Level Fusion in Multibiometric Systems. In *Proceedings of International Conference on Pattern Recognition (ICPR)*, volume 4, pages 473–476, Hong Kong, August 2006.
- [26] A. O’Toole, H. Bulthoff, N. Troje, and T. Vetter. Face Recognition across Large Viewpoint Changes. In *Proceedings of the International Workshop on Automatic Face- and Gesture Recognition (IWFAGR)*, pages 326–331, Zurich, Switzerland, June 1995.
- [27] Z. Pan, G. Healey, M. Prasad, and B. Tromberg. Face Recognition in Hyperspectral Images. *IEEE Transactions on Pattern Analysis and Machine Intelligence*, 25(12):1552–1560, December 2003.
- [28] S. Prabhakar and A. K. Jain. Decision-level Fusion in Fingerprint Verification. Technical Report MSU-CSE-00-24, Michigan State University, October 2000.
- [29] N. K. Ratha, J. H. Connell, and R. M. Bolle. An Analysis of Minutiae Matching Strength. In *Proceedings of Third International Conference on Audio- and Video-Based Biometric Person Authentication (AVBPA)*, pages 223–228, Halmstad, Sweden, June 2001.
- [30] A. Ross and R. Govindarajan. Feature Level Fusion Using Hand and Face Biometrics. In *Proceedings of SPIE Conference on Biometric Technology for Human Identification II*, volume 5779, pages 196–204, Orlando, USA, March 2005.
- [31] A. Ross, A. K. Jain, and J. Reisman. A Hybrid Fingerprint Matcher. *Pattern Recognition*, 36(7):1661–1673, July 2003.
- [32] A. Ross, K. Nandakumar, and A. K. Jain. *Handbook of Multi-biometrics*. Springer, New York, USA, 1st edition, 2006.
- [33] A. Ross, S. Shah, and J. Shah. Image Versus Feature Mosaicing: A Case Study in Fingerprints. In *Proceedings of SPIE Conference on Biometric Technology for Human Identification III*, pages 620208–1 – 620208–12, Orlando, USA, April 2006.
- [34] R. K. Rowe and K. A. Nixon. Fingerprint Enhancement Using a Multispectral Sensor. In *Proceedings of SPIE Conference on Biometric Technology for Human Identification II*, volume 5779, pages 81–93, March 2005.
- [35] C. Sanderson and K. K. Paliwal. Information Fusion and Person Verification Using Speech and Face Information. Research Paper IDIAP-RR 02-33, IDIAP, September 2002.
- [36] N. A. Schmid and J. A. O’Sullivan. Performance Prediction Methodology for Biometric Systems Using a Large Deviations Approach. *IEEE Transactions on Signal Processing*, 52(10):3036–3045, October 2004.
- [37] R. Singh, M. Vatsa, A. Ross, and A. Noore. Performance Enhancement of 2D Face Recognition via Mosaicing. In *Proceedings of the 4th IEEE Workshop on Automatic Identification Advanced Technologies (AuotID)*, pages 63–68, Buffalo, USA, October 2005.
- [38] D. A. Socolinsky, A. Selinger, and J. D. Neuheisel. Face Recognition with Visible and Thermal Infrared Imagery. *Computer Vision and Image Understanding*, 91(1-2):72–114, July-August 2003.
- [39] B. Son and Y. Lee. Biometric Authentication System Using Reduced Joint Feature Vector of Iris and Face. In *Proceedings of Fifth International Conference on Audio- and Video-Based Biometric Person Authentication (AVBPA)*, pages 513–522, Rye Brook, USA, July 2005.
- [40] B. Ulery, A. Hicklin, C. Watson, W. Fellner, and P. Hallinan. Studies of Biometric Fusion. Technical Report NISTIR 7346, NIST, September 2006.
- [41] U. Uludag, A. Ross, and A. K. Jain. Biometric Template Selection and Update: A Case Study in Fingerprints. *Pattern Recognition*, 37(7):1533–1542, July 2004.
- [42] P. Verlinde and G. Cholet. Comparing Decision Fusion Paradigms using k-NN based Classifiers, Decision Trees and Logistic Regression in a Multi-modal Identity Verification Application. In *Proceedings of Second International Conference on Audio- and Video-Based Biometric Person Authentication (AVBPA)*, pages 188–193, Washington D.C., USA, March 1999.
- [43] L. Xu, A. Krzyzak, and C. Y. Suen. Methods for Combining Multiple Classifiers and their Applications to Handwriting Recognition. *IEEE Transactions on Systems, Man, and Cybernetics*, 22(3):418–435, 1992.